

Product Range > Vehicle Barriers > Pre-cast Concrete

☎ 1300 780 450

Leda pre-cast concrete barriers can form a critical part to any security solution requiring the need to sustain vehicle impact while maintaining a high degree of aesthetic appeal. Concrete barriers are a formidable visual deterrent and can be designed into various configurations to meet both security and architectural requirements.



Leda concrete barriers are available in a variety of shapes, textures and colours, in 4 main lines:

- Pre-cast Concrete Barriers
- Pre-cast Concrete Planters
- Pre-cast Concrete Logs
- Pre-cast Concrete Vehicle Stops



Manufactured from solid reinforced concrete, the Leda pre-cast range offers temporary and permanent solutions from good-looking planters through to high security barriers.

While impact resistance is achieved through the mass of the concrete barriers, higher impact resistance can be achieved by using Leda's high-strength steel locating pins (Australian Innovative Patent 2006101002) keyed into the pavement. Installation is quick and simple through concrete core drilling.



Concrete barriers also have the added advantage of being cost-effective portable barriers suitable to be used as part of a temporary or permanent security installation solution.


All pre-cast concrete barriers are steel reinforced, and engineered to provide maximum security against impact attacks.



Applications

- Road and building sites
- Public areas and squares
- Alfresco on-street dining areas
- Government building forecourts
- Defence areas
- Mining sites

☎ 1300 780 450



Jersey Barriers



Hercules Barriers



Samson Barriers



Rectangular Planters



Car & Truck Stops

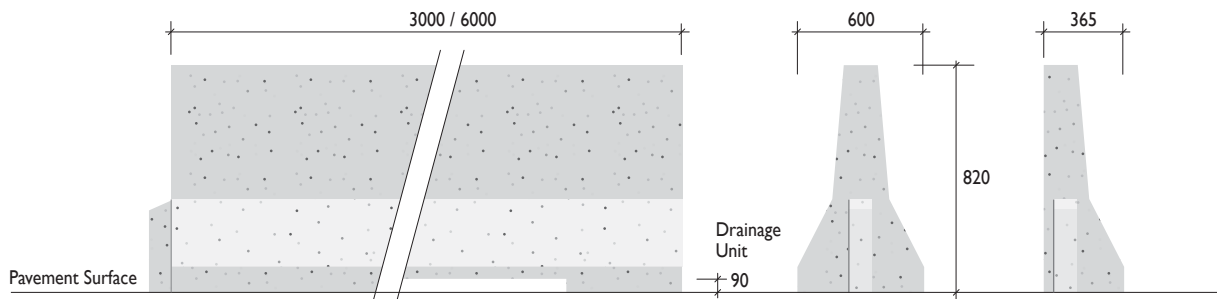
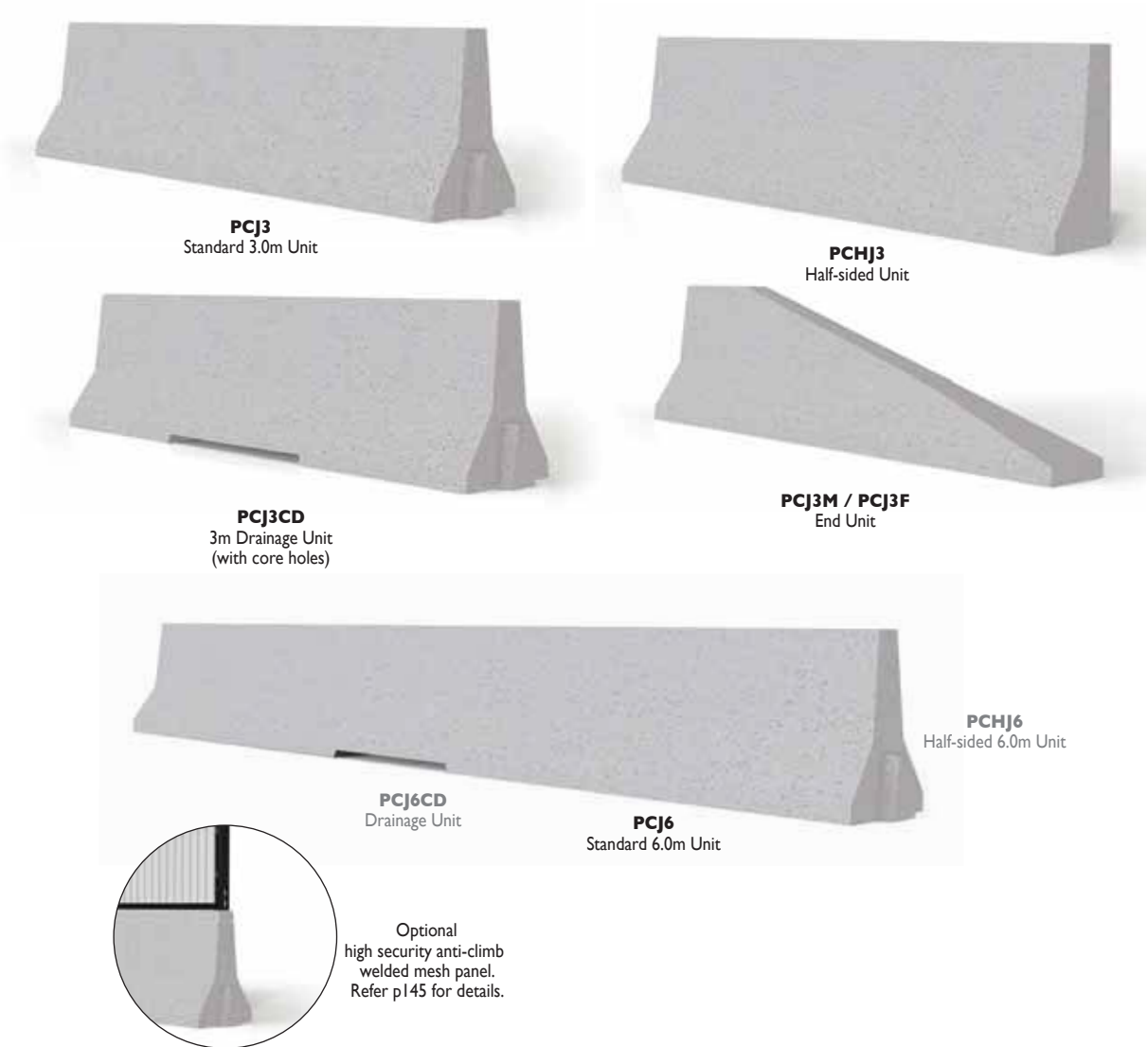


Logs & Cubes

Intro	2
Gates	14
Track	20
Cantilever	30
Swing	40
Bi-fold	46
Boom	52
Options	76
General	82
Barriers	94
Blockers	100
Tyre Spikes	102
Pre-cast	106
Other	111
Pedestrian	114
Turnstiles	114
Gates & Doors	136
Fencing	142
Code Index	153

☎ 1300 780 450

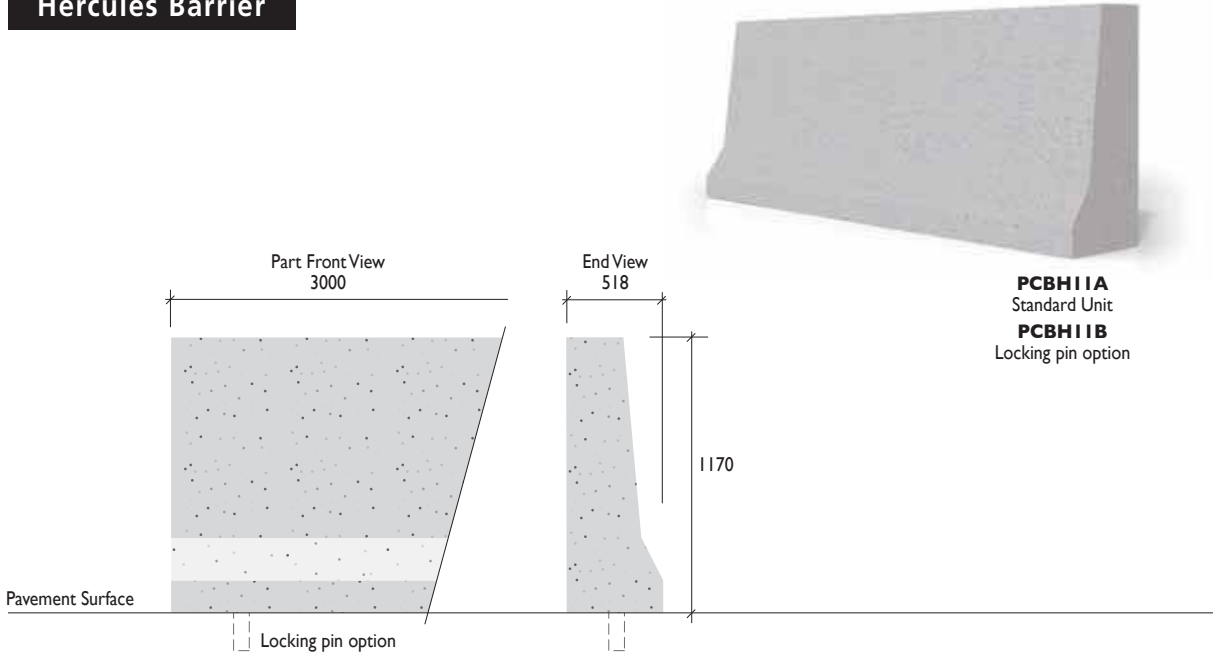
Jersey Barriers



Product code	Type	Length (mm)	Width (mm)	Weight (kg)	Details
PCJ3	Standard Unit	3000	600	2300	
PCHJ3	Half-sided Unit	3000	365	1300	Flat one side
PCJ3CD	Drainage Unit	3000	600	2100	Core holes & 90mm recess
PCJ3M / F	Unit	3000	600	1400	Tapered end, male / female
PCJ6	Standard Unit	6000	600	4600	
PCHJ6	Half-sided Unit	6000	365	2700	Flat one side
PCJ6CD	Drainage Unit	6000	600	4200	Core holes & 90mm recess

☎ 1300 780 450

Hercules Barrier



Intro 2

Gates 14

Track 20

Cantilever 30

Swing 40

Bi-fold 46

Boom 52

Options 76

General 82

Barriers 94

Blockers 100

Tyre Spikes 102

Pre-cast 106

Other 111

Pedestrian 114

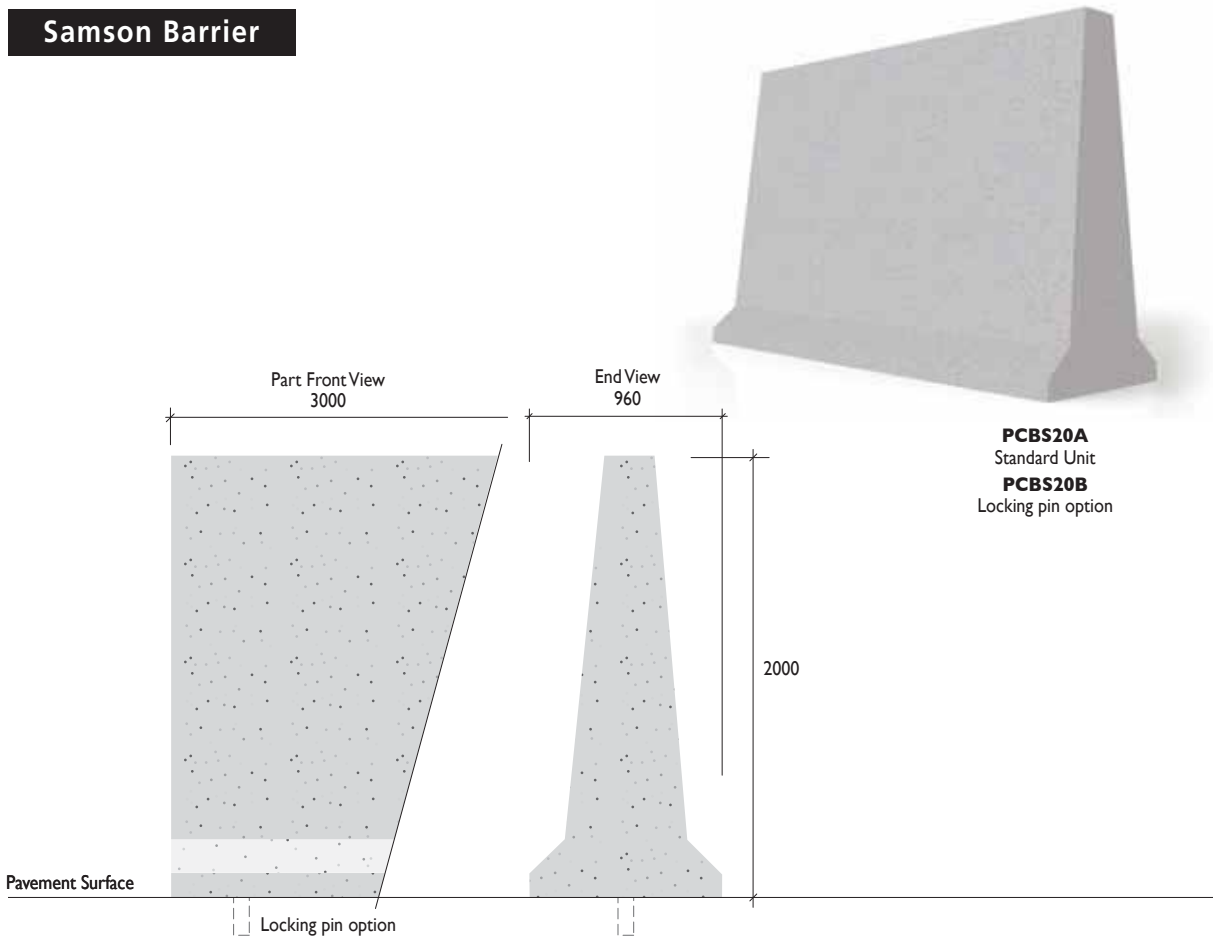
Turnstiles 114

Gates & Doors 136

Fencing 142

Code Index 153

Samson Barrier



Product code	Type	Length (mm)	Width (mm)	Height	Weight (kg)
PCBH11A	Standard Unit	3000	518	1170	3285
PCBH11B	Locking Pins	3000	518	1170	3285
PCBS20A	Standard Unit	3000	960	2000	7950
PCBS20B	Locking Pins	3000	960	2000	7950

☎ 1300 780 450

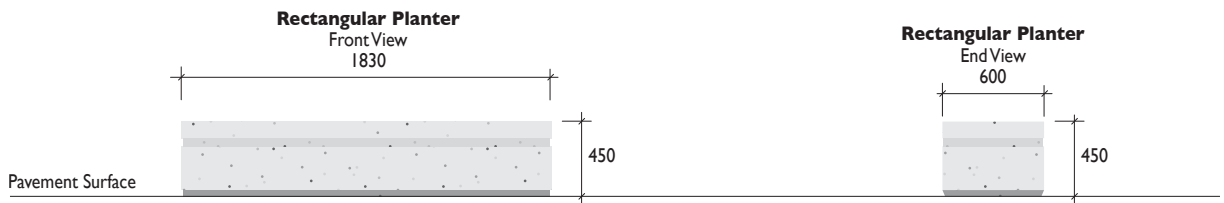
Planters & Logs



Minimum 30MPa concrete

Finishes
Off-white / grey lightly sandblasted

**Rectangular Planters
PCB1800A/B**



Minimum 30MPa concrete

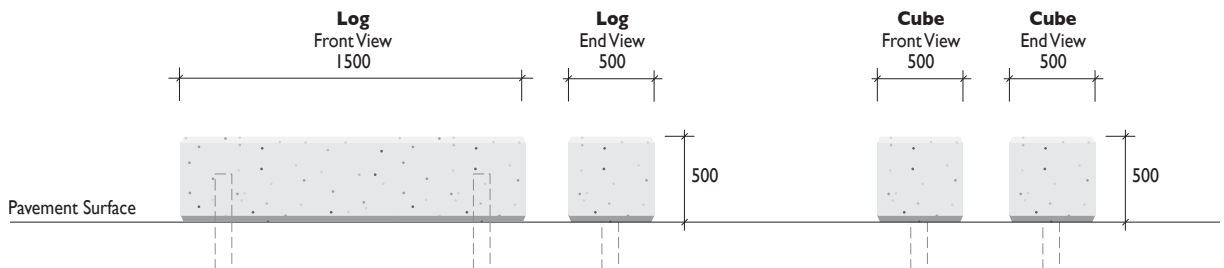
Finishes
Off-white lightly sandblasted

**Log
PCL205F**

80NB locking pins
(Australian Innovative Patent 2006101002)
keyed to pavement, significantly increases impact resistance



**Cube
PCL55F**



Product code	Type	Length (mm)	Width (mm)	Height	Finish
PCB1800A	Rectangular Planter	1830	600	450	Grey / sand blasted
PCB1800B	Rectangular Planter	1830	600	450	Off-white / sand blasted
PCL205F	Solid Log	2000	500	500	Off-white / sand blasted
PCL55F	Solid Cube	500	500	500	Off-white / sand blasted