

Timber



Using the natural beauty of timber, Leda offers two distinct bollard styles to complement both stylish urban or hardy rustic projects.


Elegant timber combined with galvanised or stainless steel provides an attractive range of **'urban' bollards** in either fixed insitu or base plate models. The contrasting infill panels are normally manufactured from merbau, a very durable and termite-resistant wood, however alternative select timber can be incorporated if specified. Matching lighting bollards to suit, are also available.

Typically suited for for marine and park environments, Leda's **solid hardwood bollards** are available in both round and square profiles. Optional stainless steel caps are available as well as girth straps that can be used as support for rope or chain connections.

These visually impressive bollards are normally available in spotted gum, however as supply is often limited, Leda recommends ordering well in advance of the project date.

Features

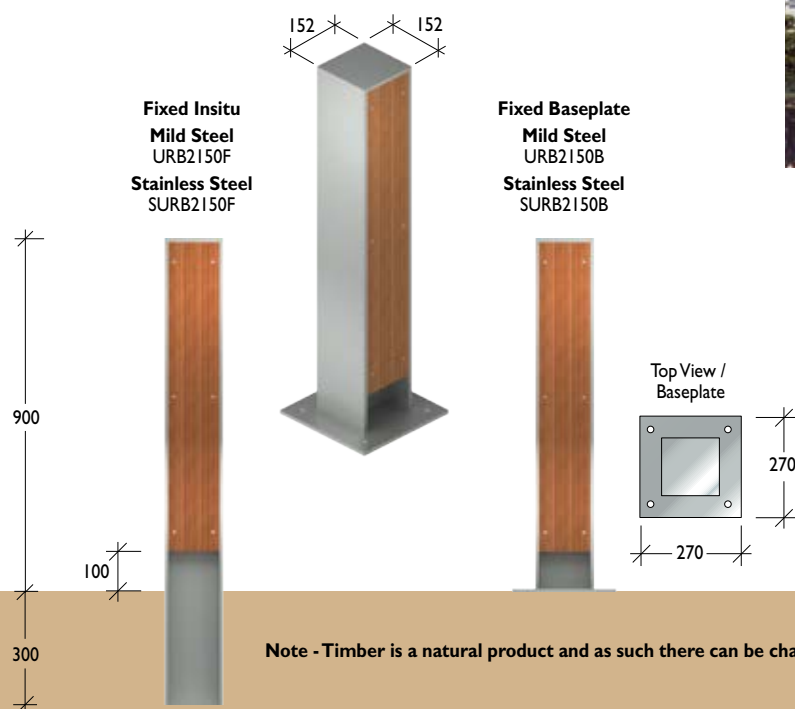
- Natural beauty of timber
- Contemporary and traditional designs
- Choice of styles –
 - Fixed Insitu
 - Fixed Baseplate
- Matching lighting bollards also available for the Urban Range.



Architectural Range > Timber

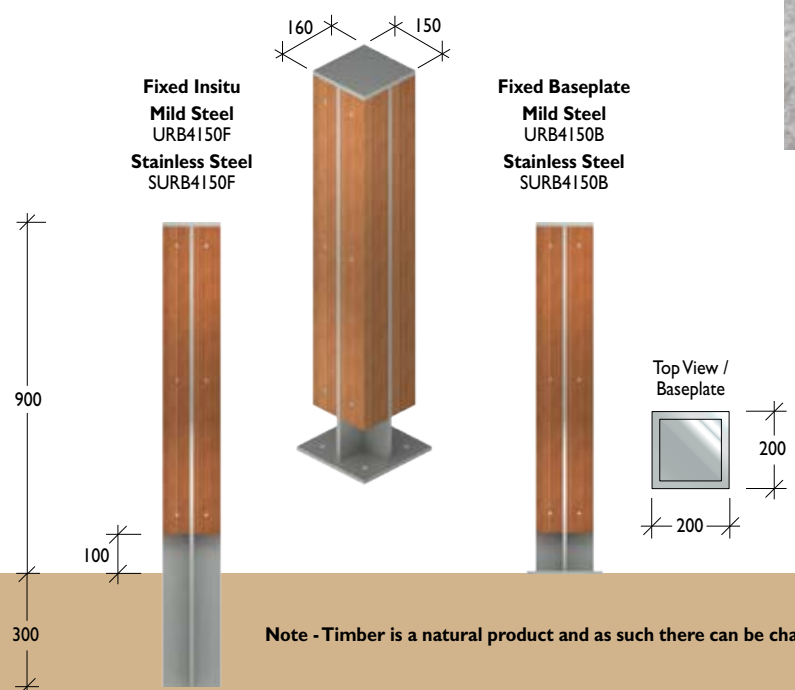
Urban 2100

Material Mild steel – 150 UC mild steel
Stainless steel – 10mm plate
Hardwood – Spotted Gum
Finish Hot dipped galvanised / linished (Level 4)



Urban 4100

Material Steel – 10mm flat bar – mild steel / stainless steel
Hardwood – Spotted Gum
Finish Hot dipped galvanised / linished (Level 4)



Architectural Range > Timber

Hardwood
Round

Material Spotted Gum Class 3 – S2 (SG)
Marine grade stainless steel caps and straps

Fixed Insitu
Spotted Gum
TBR27F SG

Fixed Insitu
Spotted Gum
STBR27F SG

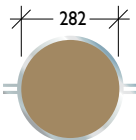
900
300

55
200
50

Cap
Strap
chain support



Cap
LS10271



Strap
LS10272

Hardwood
Square

Material Spotted Gum Class 3 – S2 (SG)
Marine grade stainless steel caps and straps

Fixed Insitu
Spotted Gum
TBS22F SG

Fixed Insitu
Spotted Gum
STBS22F SG

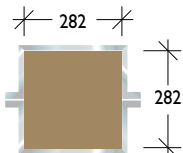
900
300

55
200
50

Cap
Strap
chain support



Cap
LS10267



Strap
LS10268