

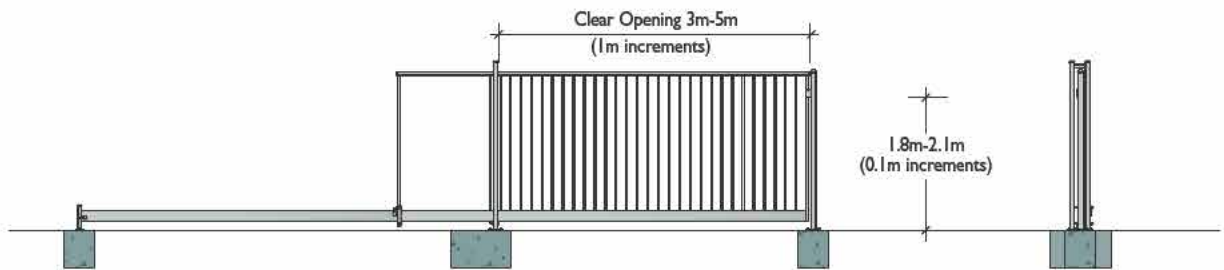
☎ 1300 780 450

Advantage

Fabrication
Galvanised RHS

Frame
50 x 50


Bottom Rail /
Running Rail
100 x 50

Cantilever Advantage	Width Range	Height Range	Gate Infill	Top Extension
CLA	3.0m-5.0m	2.1m only	RHS Pickets only *	Shark Tooth only *

* Refer p19 for details of Gate Infills and Top Extensions.

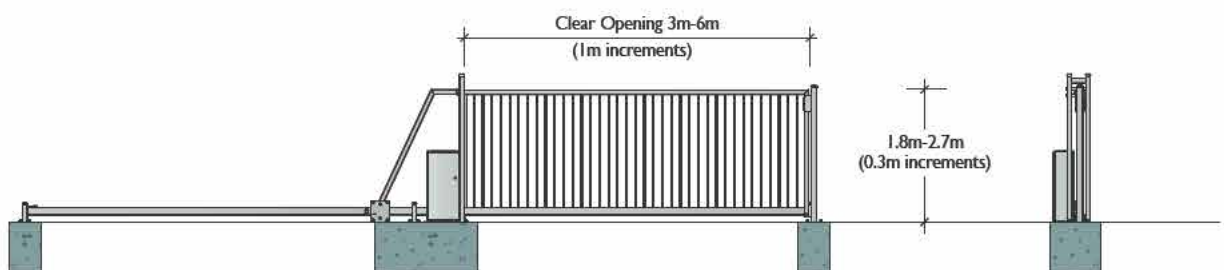

Industrial

Fabrication
Galvanised RHS

Frame
75 x 75


Bottom Rail/
Running Rail
125 x 75


Most Popular Model



Cantilever Industrial	Width Range	Height Range	Gate Infill	Top Extension
ICL	3.0m-6.0m (1.0m †)	1.8m-2.7m (0.3m †)	Full Range *	Full Range *

† Increments available within width and height range. * Refer p19 for details of Gate Infills and Top Extensions.