

## Repair Stations

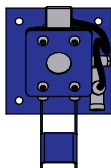
Product  
Range

☎ 1300 780 450

**BPS01**

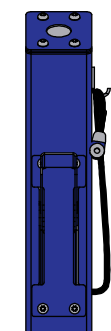
**Pumping Station**

Top View

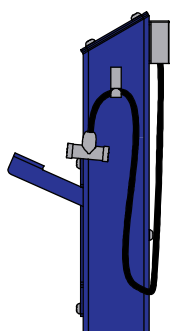


Front View

616



End View



Stainless steel  
braided hose

Pressure gauge

Foot pedal  
operation



A rugged bicycle pumping  
station that can be  
installed in either indoor  
or outdoor locations

Both Presta and Schrader  
valves included

When installing bike repair and pump stations care should be taken to minimise potential vandalism and tampering with the equipment. Units should be installed in well lit and popular locations, use of electronic surveillance such as CCTV is strongly recommended.



### Material Specifications (General)

BPS01 125 x 125 x 4mm SHS / Hot dipped galvanised