


Protecting Public Spaces > Engineered

Cube

Material Natural stone
Finish Sandstone / Black Granite / Mist Marble / Bluestone
Weight 400kg


An attractive and effective vehicle access control delineator or seating module.



NATURAL STONE CUBE

ENGINEERED SOLUTION

Flat On Ground



600

12mm stainless steel cast-in ferrules (for ease of handling)



NSC55F1
Hawksbury Sandstone



NSC55F2
Adelaide Black Granite



NSC55F3
Victorian Bluestone




NSC55F4
Bianca Mist Marble

Log

Material Natural stone
Finish Sandstone / Black Granite / Mist Marble / Bluestone
Weight 1500kg

An attractive and effective vehicle access control delineator or seating module.



NATURAL STONE LOG

ENGINEERED SOLUTION



NSL205F1
Hawksbury Sandstone



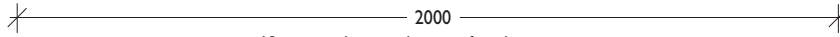
NSL205F2
Adelaide Black Granite



NSL205F3
Victorian Bluestone



NSL205F4
Bianca Mist Marble



Flat on Ground

600



12mm stainless steel cast-in ferrules (for ease of handling)

End View

