

Service, Preventative Maintenance, 24/7 Support

Handbook Edition II 2020



BOLLARDS



GATES



FENCING




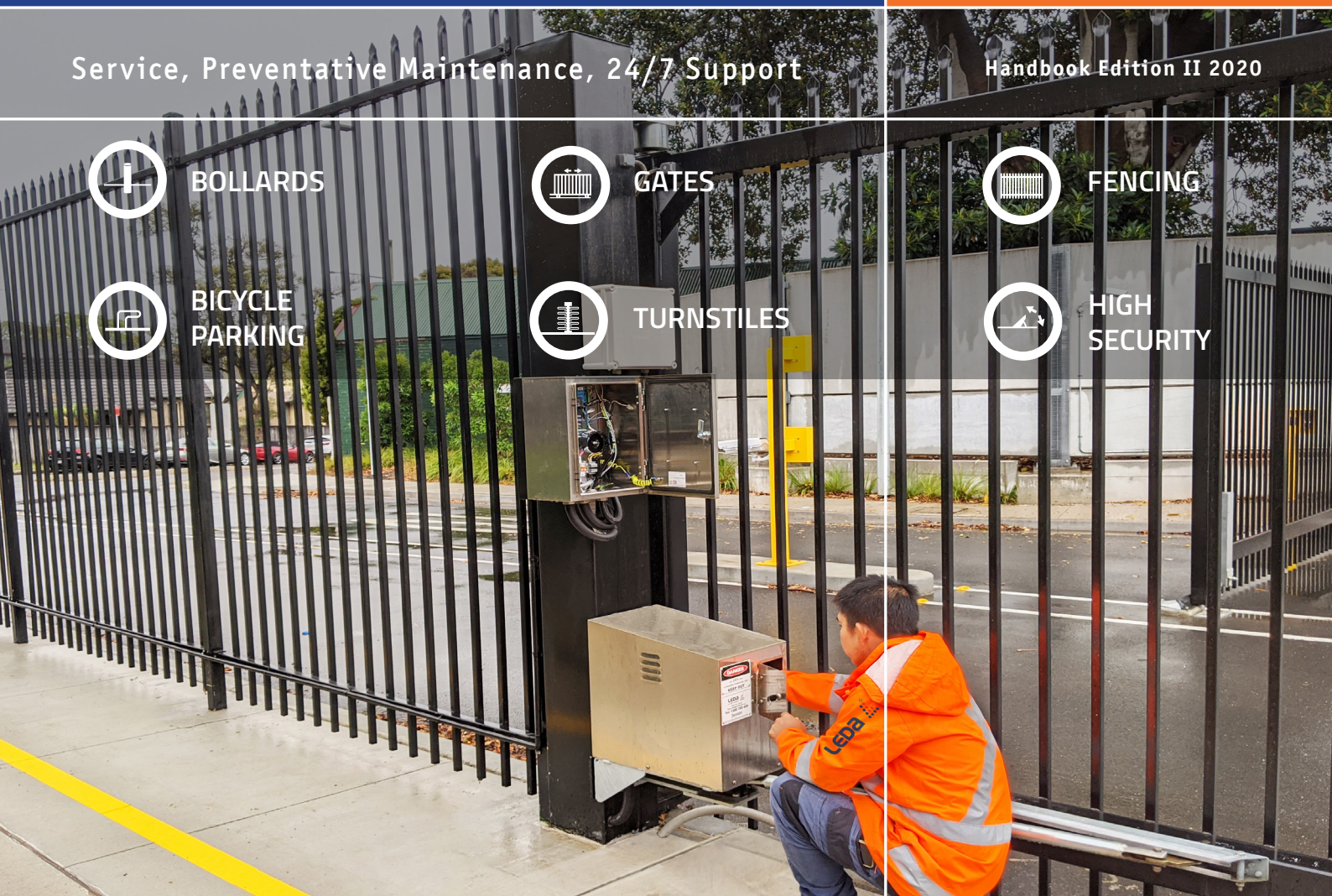
BICYCLE  
PARKING



TURNSTILES



HIGH  
SECURITY



Service & Preventative Maintenance

BROCHURE



**OVER 25 YEARS OF  
EXPERIENCE & KNOWLEDGE**



**IMPROVED PERFORMANCE  
REDUCED DOWNTIME**



**24/7 SUPPORT &  
EMERGENCY SERVICE**



**EXTENSIVE TECHNICAL  
RESOURCES & ADVICE**



**SKILLED TECHNICIANS  
INSTALLATION EXPERTISE**



## SERVICING & MAINTENANCE

Leda has been at the forefront of servicing and maintaining bollards, industrial & security gates, turnstiles and other high security automatic products for many years ensuring improved performance and reducing equipment's likelihood of failing.

As Australia's largest manufacturer of perimeter security and access control products,

Leda has a selection of preventative maintenance programs that can be tailored to your equipment ensuring it is kept operational at all times.

There are 2 levels of service in the Securacare portfolio to suit individual requirements and budgets while offering a re-assuring after-hours service.

SECURACARE BENEFITS		BASIC	PREMIUM
<b>GENERAL</b>		✓	✓
After hours service			✓
Preventative maintenance included		✓	✓
After hours service costs included			✓
<b>UNSCHEDULED SERVICE CALLS</b>		✓	✓
Priority for unscheduled service		✓	✓
24/7 service support			✓
<b>REGULAR PREVENTATIVE MAINTENANCE</b>		✓	✓
Labour included		✓	✓
Safety check		✓	✓
Regular maintenance		✓	✓
OH&S check		✓	✓
Check all electrical parts		✓	✓
Check all lubricants on all bearings		✓	✓
Check all doors & locks		✓	✓
Record operations		✓	✓
Service report provided		✓	✓

*Note: Premium service is not available in certain regions. Please contact Leda sales for more information.*



## SecuraCare > Regular Maintenance Checklist



BY LEDA

Leda strongly recommends regular servicing to be carried out on all automatic equipment to minimise the chance of inconvenient breakdowns.

3 Months

6 Months

9 Months

12 Months

*Servicing tailored to suit requirements*

BOLLARDS	BOOM GATES	GATES	ROAD BLOCKERS
Check overall Bollard Condition for any sign of damage	Check overall Boom Condition for deterioration	Visual inspection of gate Frame & Tunnel	Check overall Blocker Condition for deterioration
Check Silo drainage system	Check Anchor Bolts are secure	Operational Check of Gate (manual & auto)	Check Skirt & Lid Bolts are secure
Check Ram and Airline connections for leaks	Check Security bolts	Check mechanical gate stops	Check Ram and Hydraulic connections for leaks
Check Ram and Hydraulic Hose connections for leaks	Check control Panel for correct operation	Check all Rollers	Check all bearings for wear
Check all bearings are running freely	Check all cable terminations are secure	Check operation of clutch & drive	Check Pit is free of waste material
Check SILO is free of any waste material	Check Pivot arm assembly	Check drive belts & rack	Check Wear Sleeves & Straps
Check Wear plates & belts are aligned	Check full operation of boom including all associated PE Beams & Road Loops (where fitted)	Check PE & Road Loops	Check all cable terminations are secure
Check all cable terminations are secure	Check Boom arm alignments	Check all electrical terminations are secure	Check full operation of blocker including all associated PE Beams & Road Loops (where fitted)
Road Loops (where fitted)	Check Limit Switch Operations	Check gearbox oil	Check Blocker closed position for alignment
Check Bollard open/ closed position for alignment	Check counter balance springs	Check limit switches	Check rubber bumpers for deterioration
Check all seals are Leak free	Check Cabinet locks and Lid for any sign of damage		Examine oil levels
Check compressor oil levels			Check Limit Switch Operations
Check all compressor lines & Fittings			Check Solenoid Operation (Auto & Manual mode)
Check all HPU lines & Fittings			Check Hydraulic Power Pack for any sign of oil leaks
Check HPU oil levels			Check Cabinet locks for any sign of damage
Check Solenoid Operation (Auto & Manual mode)			
Check compressor for any sign of air leaks			

**NOTE:** This table is to be used as a generic checklist for reference only. This gives an idea on what steps & procedures are involved in servicing security products by Leda technicians.

### ADDED CAPABILITY & SERVICES

- \* LEDA has capability to service other branded products including bollards, gates, turnstiles, dock levellers, hydraulic scissor lifts and other high security products.
- \* LEDA can conduct site audits and evaluation of existing equipment, provide advice and reports.
- \* LEDA can repair/refurbish existing perimeter security products.



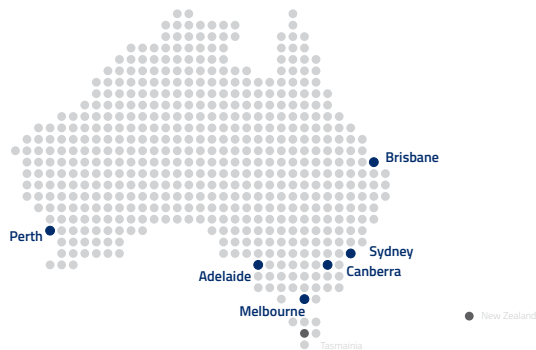




Leda Security Products Pty Ltd  
ABN 23 067 258 235



[ledasecurity.com.au](http://ledasecurity.com.au)



### Head Office & Manufacturing

NSW - Tuggerah  
18 Reliance Drive,  
Tuggerah NSW 2259  
PO Box 5196  
Chittaway Bay 2261  
Tel: (02) 8413 3430

## SALES BRANCHES

Email: [sales@ledasecurity.com.au](mailto:sales@ledasecurity.com.au)

### New South Wales

8 Ferris Street  
North Parramatta  
NSW 2151  
Tel: (02) 8413 3410

### Queensland

3/3375 Pacific Highway  
Slacks Creek  
QLD 4127  
Tel: (07) 3613 8270

### Victoria

67 Calarco Drive  
Derrimut  
VIC 3030  
Tel: (03) 8399 8150

### South Australia

19 Taminga Street  
Regency Park  
SA 5010  
Tel: (08) 8374 3266

### Western Australia

14 Kenhelm Street  
Balcatta  
WA 6021  
Tel: (08) 9406 3650

*Australasian distributors and resellers in Northern Territory, Tasmania and New Zealand.*

**Distributed by**

Leda Security is now part of

